



Cleancare



Just one look at the Cleancare model range will tell you that it is different... different in design, different in concept and different in execution, whilst at the same time incorporating a wealth of technology and innovation, both old and new, that will confirm again and again that it is these very differences that are so vitally



Our character range of smaller cleaners is really different in looks but, at the same time, it is bristling with unique and sometimes patented features that are the result of 30 years of experience.



Within the full programme you will find professional models to suit a whole range of applications, commercial and industrial, with each series of

equipment engineered to the highest of constructional and operational standards.

The exciting use of Structofoam and stainless steel is evident in many designs and the use of our unique Twinflo' professional motors provides truly outstanding performance and reliability throughout the range.

By design the Cleancare range is vast, ensuring that in selecting your own equipment specification there is no need for compromise. Let us not forget:-

Good selection at the onset is key to good operational performance.



Face to face...

Numatic International with the introduction of Henry and his happy but cheeky little smile more than 25 years ago, have now come to truly understand just how much our commercial and consumer customers appreciate the unique individual character concept, with more than 5,000,000 in use worldwide.

We have also learned that it is not simply the character that has endeared the Henry concept to the customers but more so the full professional specification of the machine's design.

We must all be reminded that the Henry machine and concept was created for professional users in the first instance... being used in hospitals, hotels, shops and schools, not to mention buses and boats, trains and planes and it was from this beginning that his reputation grew and his fame spread, both nationwide and worldwide, to all those demanding sound common sense engineering and improved professional performance... the smile was a bonus!

What we did not fully appreciate all those years ago was the simple fact that the user of an animate object, a character like Henry, would take such pride looking after the product, treating it as they would their own, almost as one of the family so to speak; resulting in a much extended trouble free life and giving a whole new meaning to the expression:-

Service with a smile...






The Friendly Professional range

Whoever you are, there is always a truly fast and friendly professional machine ready to help you with all your cleaning duties.

Today we manufacture the NRV and NVP range with character faces as standard and with other models, as shown in the catalogue, the face is supplied for self application allowing the user to decide which style is preferred.



NRV200-22 NRV200T-2

The 200 series has all the many features of the Henry design with full professional Twinflo[®] power and performance; Hi-Lo operation; Tritex filtration but with the addition of our extended commercial 12.5 metre cable rewind and storage system.

There are two variations of this model, the 200 with its full range of standard accessories and the 200T, TurboElectric, with its own unique 24 volt floating power brush system adjusting automatically to varying floor surfaces. The ideal choice for extensive carpet care.

Whichever of the 200s suits your specific needs you can be sure of excellent professional results.



NRV200-22
Kit-A1



NRV200T-2
Kit-T20


NRV200-22

Motor	Power	Airflow	Suction	Capacity	Range	Weight	Dimensions
1200W	230V AC 50/60Hz	45 L/sec	2600mm	9L	31.8m	6.9Kg	355 x 355 x 415mm

NRV200T-2

Motor	Power	Airflow	Suction	Brush	Capacity	Range	Weight	Dimensions
1200W	230V AC 50/60Hz	45 L/sec	2600mm	24v	9L	31.8m	7.3Kg	355 x 355 x 415mm

Character faces as standard. Also available 115V/120V specification.



NRV380-22



NRV370-22

NRV370-22 NRV380-22

Professionals being exactly that, take the time to consider each and every feature of a machine in making their preferred choice and this decision-making is even more pronounced in the NRV-370 and 380 series which, by virtue of being 66% greater in capacity, will end up working longer hours... day in day out.

The NRV-370 is the big brother to the NRV-200 with the same superb Twinflo' power and performance; Hi/Lo operation; 12.5-metre cable system, but with an additional 66% capacity... a full commercial standard.

The NRV-380 is the smallest model in our range to be supplied with its own Structofoam container... this, in itself, is warranted for 3 years and can take a beating 24 hours a day if necessary. Structofoam is an exclusive Numatic formulation providing unrivalled strength and impact qualities, without suffering a weight penalty and used extensively throughout our bigger machines.

Two machines... both 15 litre capacity; one truly professional and one heavy-duty professional... the choice is yours.



NRV370-22



NRV380-22

Motor	Power	Airflow	Suction	Capacity	Range	Weight	Dimensions
1200W	230V AC 50/60Hz	45 L/sec	2600mm	15L	31.8m	370 = 7.5Kg 380 = 8.6Kg	355 x 355 x 465mm

NRV370 face as standard, NRV380 supplied with our exclusive, easily applied face. Also available 115V/120V specification.



NVP180-2

The NVP-180 is designed as the most compact model within our commercial range yet totally without compromise.



Twinflo'

Full Twinflo' professional power; Tritex filtration; 10-metre plugged replaceable cable; big 8 litre capacity, small in size, light in weight, but big in performance.

There is only one control... the On/Off switch... but once selected you will have power in abundance for continuous commercial operation.

The unique caddy top is simply brilliant and so practical, somewhere for the cable, your tools and even a duster and polish, right where you need them, when you need them, each and every time.

Accessories are everything that is required to a professional standard, right down to the convenient microlight aluminium tube set and full size combination nozzle.

This is commercial cleaning just as it should be... simple but sound.



Motor	Power	Airflow	Suction	Capacity	Range	Weight	Dimensions
1200W	230V AC 50/60Hz	45 L/sec	2600mm	8L	26.8m	5.8Kg	340 x 340 x 350mm

Character faces as standard. Also available 115V/120V specification.



NPH1



NVP370-2



NVP200-2

NVP200-2 NVP370-2

Two machines both of the same professional design concept but providing a choice of 9 litre or 15 litre capacity.

In the first instance the specification is to the highest standard... a full two-stage Twinflo' motor providing superb long life performance; Tritex filtration; the Nucleable 10-metre plugged cable system allowing easy replacement in the event of accidental damage... all in all a high performance, thoroughly practical design.

The unique caddy top makes sound common sense... somewhere for the cable and, during operation, somewhere for the small tools, a duster and perhaps polish, always there when you need it.

Both the 9 litre and 15 litre containers are fitted with a 4-wheel mobility system ensuring stability and skid free movement over all surfaces.

The accessory kit is everything that it should be but we have been extra thoughtful to the user, providing our microlight aluminium tube set and full size combination floor nozzle as standard.



NVP200-2




NVP370-2

Motor	Power	Airflow	Suction	Capacity	Range	Weight	Dimensions
1200W	230V AC 50/60Hz	45 L/sec	2600mm	200 = 9L 370 = 15L	26.8m	200 = 6.1Kg 370 = 6.4Kg	355 x 355x 430mm 355 x 355x 480mm

Character faces as standard. Also available 115V/120V specification.



Hi-Lo



A1



NVQ370-22



NVQ200-22

NVQ200-22 NVQ370-22

The Q series is built to an exacting professional standard, having gained their outstanding specification from more than 20 years of commercial operation.

The deep-drawn steel power head incorporates our patented Microtec noise reduction system; the Twinflo' high performance motor; a Hi/Lo operation control and our exclusive Nucable replaceable plugged cable feature.

Both machines incorporate Tritex primary filtration and are equipped with our skid free mobility and stability package. The NVQ-200 has a capacity of 9 litres with the NVQ-370 increased by 66% to 15 litres.

Both machines have a fully comprehensive accessory kit with nothing spared and including stainless steel in both the tube set and the full size combination floor nozzle.



The NVQ-200 and NVQ-370 will not only impress the users but equally those around them.



NVQ200-22



NVQ370-22

Motor	Power	Airflow	Suction	Capacity	Range	Weight	Dimensions
1200W	230V AC 50/60Hz	45 L/sec	2600mm	200 = 9L 370 = 15L	26.8m	200 = 7.8Kg 370 = 8.1Kg	355 x 355 x 435mm 355 x 355 x 485mm

Our exclusive, easily applied happy face is supplied with each machine, one look tells you it really does make all the difference. Also available 115V/120V specification.



NVQ370T-2

When it comes to extensive carpet care there are two fundamental requirements: a really high performance efficient cleaner design and an efficient powered floor nozzle. In the NVQ-370 Turbo you have everything that is needed plus numerous additional features.

The power head is all-steel incorporating our patented Microtec sound reduction system and the high performance Twinflo[®] motor system.

The primary Tritex filtration makes sure that what goes in stays in and the container, with its full 15 litre capacity, is equipped with our skid free 4-wheel mobility and stability package.

The TurboElectric power brush system is truly unique with its 24 volt floating brush design automatically adjusting to varying floor surfaces.

A fully comprehensive range of additional accessories is supplied as standard.



Motor	Power	Airflow	Suction	Capacity	Range	Weight	Dimensions
1200W	230V AC 50/60Hz	45 L/sec	2600mm	15L	26.8m	8.5Kg	355 x 355 x 485mm

Our exclusive, easily applied happy face is supplied with each machine, one look tells you it really does make all the difference. Also available 115V/120V specification.



NVQ380-22

The NVQ-380 really does incorporate the best of all worlds in commercial terms. On the top you have the advanced all-steel deep-drawn power head incorporating our Microtec sound reduction system; the superb Twinflo' high performance motor; a Hi/Low control system and the Nucable plugged replaceable cable facility.

The filter system is nothing less than 3-stage Tritex making sure that what goes in stays in. The container is our exclusive Structofoam and this, in itself, is warranted for 3 years providing exceptional strength with no weight penalty. Structofoam is used extensively in our bigger machines having proved itself year in, year out for more than two decades.


The accessory kit is also to an exceptional standard incorporating a comprehensive range of tools.

The end result is a powerful, quiet, exceptionally strong machine that is genuinely hard to beat.



Motor	Power	Airflow	Suction	Capacity	Range	Weight	Dimensions
1200W	230V AC 50/60Hz	45 L/sec	2600mm	15L	26.8m	9.5Kg	355 x 355 x 485mm

Our exclusive, easily applied happy face is supplied with each machine, one look tells you it really does make all the difference. Also available 115V/120V specification.



AVQ380-2



AVQ250-2

AVQ250-2 AVQ380-2

The cleaning of today's fleet of aircraft worldwide has its own special requirements which are embodied into the Aircraft Model range. When you think about the problem, it is enormous.

You've got areas almost as big as a tennis court, housing hundreds of people, covered in seats which form obvious obstructions to normal cleaning, and to cap it all, the aircraft has its own power supply at 115V/400Hz.

The Numatic Aircraft vacuum cleaner range has taken all these considerations into account and are used extensively throughout the world.

There are two models in the range, both rugged and compact, both designed to work effectively in these highly specialised areas, ensuring quick and efficient cleaning, which is of course a prime requirement.

The Aircraft Accessory Kit incorporates 38mm hoses and stainless steel tubesets as standard in order to ensure optimised performance, whilst the compact suction nozzle is able to get in and out of all those nooks and crannies.

There is also an Aircraft RSV (RucSac) model built to the same 110V/400Hz specification - model RSAV130. See page 20 for full specifications.




AVQ250-2



AVQ380-2

Motor	Power	Airflow	Suction	Capacity	Range	Weight	Dimensions
1200W	115V 400Hz	45 L/sec	2600mm	250 = 9L 380 = 15L	43.2m	250 = 8.5Kg 380 = 9.5Kg	340 x 340 x 395mm 355 x 355 x 485mm



MFQ370-22

When good is not good enough, the certified microfilter machine provides an exceptional 99.97% efficiency standard but totally without loss of convenience and usability.



Twinflo'


The power head itself has all the technical features of the Q series, low noise levels; Twinflo' performance and Hi/Low operation, but by careful design the HEPA microfilter module has been incorporated into the head design - ensuring that this machine, that often must be used in critical areas, is no larger than the truly convenient size of a standard professional 370.

The accessory kit is comprehensive and to an equally high standard in every respect.

In any application where the dust present might be considered injurious to health, specify the MFQ and be safe.

Motor	Power	Airflow	Suction	Capacity	Range	Weight	Dimensions
1200W	230V AC 50/60Hz	45 L/sec	2600mm	12L	26.8m	8.9Kg	355 x 355 x 485mm

Also available 115V/120V specification.



CRQ370-2

There is, within many specialized operations, the need for a compact vacuum cleaner that can meet the Clean Room Class 100 specification.



In developing the CRQ370 machine we have taken full account of the high filtration requirements whilst, at the same time, ensuring that the machine itself is, in every way, as convenient and user friendly as a standard model.

The 5-stage HEPA filtration design provides a certified operational performance of 100% down to a particle size of 0.1um without loss of power or performance.

The standard accessory kit supplied is complete for normal cleaning operation, but there is also a wide range of specialised tools and accessories should they be required for special uses.

Motor	Power	Airflow	Suction	Capacity	Range	Weight	Dimensions
1200W	230V AC 50/60Hz	45 L/sec	2600mm	12L	26.8m	9.3Kg	355 x 355 x 485mm

Also available 115V/120V specification.



NQS250B-22

The all-steel construction of today's NQS models is where the Numatic story started. We learnt from the 250 that the commercial cleaning business was rough and tough but, having said that, the majority of our early machines are still working 20+ years later.

After all those years the NQS-250 is better than ever, the all-steel deep-drawn power head incorporates our patented Microtec noise reduction system; Twinflo' performance is superb - too good sometimes - so we fitted a Hi/Lo control so you can turn the power down if necessary. The Nucable plugged replaceable cable system is standard as is the blower facility and diffuser attachment.

Filtration is to our Tritex standard and the container is also a single deep-drawn steel pressing with superb 4-wheel mobility and stability.

The standard accessory kit is to the same high standard, even down to stainless steel tubes and full size combination floor nozzle.

Without doubt, yesterday's quality standards to which we have added many improved features - resulting in tomorrow's performance standards. The best of both worlds.



Motor	Power	Airflow	Suction	Capacity	Range	Weight	Dimensions
1200W	230V AC 50/60Hz	45 L/sec	2600mm	9L	26.8m	8.3Kgs	340 x 340 x 395mm

Our exclusive, easily applied happy face is supplied with each machine, one look tells you it really does make all the difference. Also available 115V/120V specification.



NQS350B-22

Not just tough... very tough, this is the model that proved itself to outlast the rest in the most arduous of applications.

The all-steel power head is low noise level; Twinflo' performance; Hi/Lo operation and, in every way, just about as good as you can get, even down to the Nucable plugged replaceable cable system and a standard blower facility.

Filtration is to our Tritex standard with the added advantage of giant Microflo' 15 litre dust bags, easy clean emptying.


The all-steel container is mounted on, but removable from, a rugged tubular chassis which really does give it go-anywhere mobility.

A full range of accessories to an equally high standard is supplied which can be upgraded from the standard 32mm (1 1/4") to 38mm (1 1/2") as required.



Motor	Power	Airflow	Suction	Capacity	Range	Weight	Dimensions
1200W	230V AC 50/60Hz	45 L/sec	2600mm	14L	26.8m	11.7Kgs	395 x 350 x 560mm

Our exclusive, easily applied happy face is supplied with each machine, one look tells you it really does make all the difference. Also available 115V/120V specification.



NVDQ570-2

NVQ570-22

NVQ570-22 NVDQ570-2

These were the first models designed and manufactured completely in Structofoam and they have proven themselves to be the complete answer to engineering integrity.

Structofoam is our unique material specification that has superb strength and impact resistance allowing machines to be truly rugged yet without a weight penalty.

Power and performance are to the full Twinflo' standard with a choice of one or two-motored specifications. All models are equipped with dual 2-stage primary filter systems as standard, to which can be added giant Microflo' dust bags if required.

The rugged Structofoam container is mounted on 4 x 75mm (3") non-marking, heavy-duty castors and the compact size makes it ideal for numerous trades where it must frequently be moved from place to place such as builders, shop fitters, contractors etc.

The accessory kit is full 38mm (1 1/2") with stainless steel tube sets and even the 400mm (16") floor nozzle is a Structofoam design.

For a middle range machine size, the specification, performance and convenience of the 570's would be difficult to beat.

Model	Motor	Power	Airflow	Suction	Cap	Range	Weight	Dimensions
NVQ	1200W	230V	45 L/sec	2600mm	23L	26.8m	13.8Kgs	415 x 415
NVDQ	2400W	AC 50/60Hz	90 L/sec	2600mm	23L	26.8m	16.0Kgs	x 645mm

Also available 115V/120V specification.



NVDQ900-2

NVQ900-22

NVQ900-22 NVDQ900-2

The 900 series sets an entirely new standard in design and construction of industrial vacuum cleaners, built by professionals to ensure high performance coupled with reliability and long service life.

The exciting use of Structofoam throughout this machine really makes it as strong as a truck, whilst its innovative design makes it every bit as easy to use as smaller machines. Power and performance are to the full Twinflo' specification and there is a choice of one or two-motored models with a dual 2-stage primary filter system as standard.


The rugged container is classic Structofoam engineering and the giant wheels and heavy-duty castors provide excellent mobility and transit even in the most demanding applications.

The standard 38mm (1½") accessory kit includes our extra long double swivel hose; stainless steel tubes; 400mm (16") Structofoam floor nozzle and additional useful accessories.

The innovative yet thoroughly practical design of the 900's is really different, but it is that difference that really counts.

Model	Motor	Power	Airflow	Suction	Cap	Range	Weight	Dimensions
NVQ	1200W	230V	45 L/sec	2600mm	40L	26.8m	22.5Kgs	800 x 490
NVDQ	2400W	AC 50/60Hz	90 L/sec	2600mm	40L	26.8m	25.0Kgs	x 880mm

Also available 115V/120V specification.



RSV200-1

RSV130-1

RSV130-1/RSV200-1

When it comes to congested environments there can be no doubt that the practical features of the RSV (Ruc Sac Vac) brings with it great advances in convenience cleaning, producing vastly improved results by virtue of the old adage "the right machine for the right job". In many countries Ruc Sac cleaning has become commonplace with substantial improvements in cost effective operation.

The Ruc Sac range of vacuum cleaners comes in two prime sizes, the larger 9-litre 200 and the smaller 6-litre 130, both sharing many of the advanced design features.

Particular attention has been paid to user comfort, convenience and safety with an ergonomically designed, comfortable harness system; lighter weight and lower noise levels.

The RSV's performance is excellent, with the extra large filter system and 2-stage Microflo' disposable dust bags ensuring continuous operation and clean and easy emptying. The standard accessory kit incorporates all that is needed for quick and efficient cleaning of all surfaces.

The RSV130 is also available to a full Aircraft 110V/400Hz specification - model reference RSAV130. See page 13.



Model	Motor	Power	Airflow	Suction	Cap	Range	Weight	Size
RSV130	1100W	230V	40 L/sec	2400mm	6L	31.4m	6.0Kgs	440 x 360 x 250mm
RSV200	1100W	AC 50/60Hz	40 L/sec	2400mm	9L	31.4m	6.3Kgs	500 x 360 x 250mm

Also available 115V/120V specification.



RSV130T-1

There are many situations where large carpeted areas need to be cleaned in a short space of time and the speed with which the operator can achieve this is paramount.

By way of examples, conference centres, ballrooms, bars, restaurants, hotel, showrooms, shops and department stores. All of these high profile establishments need to be able to respond quickly to varying intensities of public presence.


The RSV is, by design, a Ruc Sac vacuum cleaner... you carry it on your back and when equipped with our 24V TurboElectric power brush system it will allow large carpeted areas to be cleaned in the shortest possible time, and really look clean!

Particular attention has been paid to the harness system to ensure user comfort and safety whilst the extra large filter system and 2-stage Microflo¹ dust bags ensure continuous high performance and clean easy emptying.

The accessory kit contains both power brush and standard accessories to cover the majority of applications.

Motor	Power	Airflow	Suction	Capacity	Range	Weight	Dimensions
1100W	230V AC 50/60Hz	40 L/sec	2400mm	6L	31.4m	6.4 Kgs	440 x 360 x 250mm

Also available 115V/120V specification.



WV380-2

WV370-2

WV370-2 WV380-2

The WV-370's and WV-380's are, by design, wet or dry vacuum cleaners that perform totally without compromise in either mode.

We know full well that when you want to operate as a dry machine performance must be as good as a dry-only machine, with big filters and the option of giant disposable dust bags ensuring a high standard of operation.

Similarly, when required for wet work, a quick switch of the dry filter for the wet float valve and a change of floor nozzle will give you equally professional performance and a clean, dry floor at the end of it all.

Both machines are to our full Twinflo' performance specification ensuring exceptional results.

The singular difference between the two models is in the container with the 370 being commercial and the 380 being heavy-duty commercial due to its exclusive Structofoam construction which is, in itself, warranted for 3 years.

Both machines benefit from the same accessory kit with dual wet and dry pick-up nozzles and even the tube set is stainless steel.

For small and efficient, easy to use, wet or dry machines, look no further.

* **WV370-2 (Also available WVT370-2 with transparent container)**



WV370-2

WV380-2

Motor	Power	Airflow	Suction	Dry	Wet	Range	Weight	Dimensions
1200W	230V AC 50/60Hz	40 L/sec	2500mm	15L	9L	26.8m	7.1Kgs	355 x 355 x 510mm

WV380-2

Motor	Power	Airflow	Suction	Dry	Wet	Range	Weight	Dimensions
1200W	230V AC 50/60Hz	40 L/sec	2500mm	15L	9L	26.8m	8.6Kgs	355 x 355 x 510mm

Our exclusive, easily applied happy face is supplied with each machine, one look tells you it really does make all the difference. Also available 115V/120V specification.



A11



* WV470-2

WV470-2

WV470-2

The WV-470 provides a larger alternative to the 370-380 series, with twice the capacity but to the same high performance standard be it wet or dry.



Twinflo'

What is very important is for professional use we do not mix both the functions of wet and dry operation otherwise the result can be a container full of almost MUD which becomes difficult to empty and will be detrimental to performance. All machines are wet or dry and the change from one to the other is designed to be simplicity itself exchanging a dry filter for wet safety float valve and a change of floor nozzle, or vice versa.

Although twice the capacity we have added a folding handle design allowing easy movement when in use whilst also allowing compact storage.

The accessory kit provides tools for both wet and dry operation with stainless steel tube sets as standard.

* Also available WV470-2 with transparent container.

Motor	Power	Airflow	Suction	Dry	Wet	Range	Weight	Dimensions
1200W	230V AC 50/60Hz	40 L/sec	2500mm	27L	20L	26.8m	9.6 Kg	358 x 450 x 710mm

Also available 115V/120V specification.



WV570-2 WVD570-2

When the need is for bigger but still portable commercial wet or dries, the 570 series sets entirely its own standard.

First you have the full Structofoam construction, in fact a Numatic first, unmatched worldwide.



Twinflo'

Structofoam is a material formulation embodying all the strength needed for bigger machines, yet without weight penalty. It is really rugged. It doesn't dent, scratch or deteriorate and yet it is light in weight and resists all standard cleaning chemicals.


The power and performance are to the full Twinflo' standard with a choice of one or two-motored specifications and both incorporate the Nucable plugged, replaceable cable system as standard.

The accessories provided are equally professional being 38mm (1 1/2") as standard and allowing for full wet or dry operation. The tube sets are stainless steel and a pair of Multiflo' 400mm (16") floor nozzles are included both again manufactured in Structofoam.

The 570s are a fine example of Structofoam engineering making sound common sense.

Model	Motor	Power	Airflow	Suction	Dry	Wet	Range	Weight	Size
WV	1200W	230V	40 L/sec	2500mm	23L	15L	26.8m	13.6Kg	415 x 415
WVD	2400W	AC 50/60Hz	80 L/sec	2500mm	23L	15L	26.8m	15.8Kg	x 645mm

Also available 115V/120V specification.



WV900-2 WVD900-2

The professional 900 embodies in a single machine 15 years experience in supplying the commercial market from one corner of the globe to the other.

exaggerate. The standard 900 series in design, construction and performance is simply something that must be experienced to be believed. The full Structofoam construction alone sets it apart from all the others, but couple this to the unique multipurpose tipper system for emptying, and you have a truly simple machine that could be used anywhere by anybody and emptied quickly and easily, be it in floor drain or WC.



Twinflo'

The power and performance to the full Twinflo' specification is exceptional and there is a choice of one or two-motored models, both of which include the Nucable replaceable cable system as standard.

The 38mm (1 1/2") accessory kit compliments the machine in every way with long hoses, stainless steel tube sets and both wet and dry Structofoam 400mm (16") floor nozzles, everything necessary is supplied for both wet and dry operation.

Model	Motor	Power	Airflow	Suction	Dry	Wet	Range	Weight	Size
WV	1200W	230V	40 L/sec	2500mm	40L	32L	26.8m	22.5Kg	800 x 490
WVD	2400W	AC 50/60Hz	80 L/sec	2500mm	40L	32L	26.8m	25.0Kg	x 880mm

Also available 115V/120V specification.



WVD750T-2

For a number of traditional applications within the medical, healthcare, food and pharmaceutical industries stainless steel remains the standard that is in high demand.

The wet or dry 750 provides an absolutely superb standard with the extensive use of austenitic grade stainless steel (totally without iron content) in the container, lower chassis and tube sets.



The power head is to the full Structofoam specification with Nucable plugged cable replacement facility and the two-motored Twinflo' specification is, without doubt, about as good as you can get.

The unique tipper chassis and big wheel construction ensure easy movement and emptying.

Accessories are to a full commercial 38mm (1 1/2") standard with stainless steel tubes and Structofoam floor nozzles, in fact, everything that is needed for wet or dry operation.

Motor	Power	Airflow	Suction	Dry	Wet	Range	Weight	Dimensions
2400W	230V AC 50/60Hz	80 L/sec	2500mm	35L	25L	26.8m	23.9Kg	680 x 550 x 940mm

Also available 115V/120V specification.



WVD 1800DH-2

The 70 litre wet pick-up 1800 is not just big in capacity but equally big in performance. When it comes to the rough and tumble of heavy-duty applications, the full Structofoam construction will stand you in good stead; whilst in operation performance is second to none.



Twinflo'

The power head is fully Structofoam by design, incorporating two Twinflo' 2-stage bypass motors and the Nucable plugged replaceable cable facility is an added feature. A simple dump hose emptying facility is fitted as standard. All models are fitted as standard with our spinning ball safety float valve and trash basket inlet filter.

Accessories are to the full 38mm (1 1/2") convenient standard with long hoses, stainless steel tube sets and a Structofoam wet pick-up nozzle.

The 1800's work for a living - of that there can be no doubt.

Motor	Power	Airflow	Suction	Wet	Range	Weight	Dimensions
2400W	230V AC 50/60Hz	80 L/sec	2500mm	70L	26.8m	31.3Kg	684 x 565 x 935mm

Also available 115V/120V specification.



WVD 1800PH-2

Where big machines with big capacities are specified you will undoubtedly also find that they are expected to do a lot of work.

The WVD-1800 is a classic in terms of construction and specification but in the PH (pump hose) model particular attention has been paid to filling and emptying features.



All machines incorporate our trash basket inlet filter system retaining larger debris and allowing the fitting of a powered "pump out" hose system simplifying and speeding up the emptying procedure.

The power head incorporates two Twinflo' 2-stage bypass motors providing excellent performance standards but when high power allows quick filling, so the pump out hose system assists in much improved and speedier emptying.

Accessories are to the full 38mm (1 1/2") commercial standard including stainless steel tube sets and Structofoam wet pick-up nozzle.

Motor	Power	Airflow	Suction	Wet	Pump	Range	Weight	Size
2400W	230V AC 50/60Hz	80 L/sec	2500mm	70L	PH=50W	26.8m	32.2Kg	684 x 565 x 935mm

Also available 115V/120V specification.



WVD 1800AP-2

The 1800 AP machine is designed to address the needs of specialist operations requiring a continuous collection and discharge of bulk liquid such as salvage work, flood damage, flat roofing, fire services and the like.



Twinflo'


First and foremost they need a full heavy-duty machine specification with high performance to do their job quickly and efficiently and a way of discharging large volumes of liquid as quickly as possible.

The 1800AP incorporates a full Structofoam two-motored Twinflo' power head, float valve and trash basket inlet filter system and, in addition, our fully automatic submersible pump unit with its own Hi/Lo level float control allows continuous suction and discharge operation.

Accessories are full 38mm (1 1/2") standard with the addition of a full 10m (33') discharge hose to assist with the water disposal.

Motor	Power	Airflow	Suction	Wet	Pump	Range	Weight	Size
2400W	230V AC 50/60Hz	80 L/sec	2500mm	70L	AP=500W	26.8m	35.0Kg	684 x 565 x 935mm

Also available 115V/120V specification.



WVD2000-2

The polyform 2000 has established a standard and reputation in industrial use that has stood the test of time with production now in its 20th year.



Twinflo'

First and foremost you have a two-motored Structofoam power head to the full Twinflo' performance specification.

The giant container has a capacity of 90 litres (dry) and is carried on our stainless steel big wheel chassis and provision for emptying is by a standard dump hose facility.

The 2000 has always been very popular in the dairy and food preparation industries where the use of high pressure cleaning processes are commonplace resulting in a lot of water needing collecting nearly all of the time.

Nothing to rust, nothing to dent or scratch and a strong set of 38mm (1½") stainless steel and Structofoam accessories to match.

Motor	Power	Airflow	Suction	Wet	Range	Weight	Size
2400W	230V AC 50/60Hz	80 L/sec	2500mm	70L	26.8m	26.2Kg	640 x 530 x 970mm

Also available 115V/120V specification.



WVD2000AP-2

This is the biggest practical machine in the wet pick-up range incorporating a fully integrated submersible pump system allowing for continuous suction and pump out facilities as demanded by the fire service, flood damage, flat roofing and salvage contractors.



Twinflo'

The Structofoam power head incorporates two Twinflo' specification bypass motors; plugged replaceable cable repair system and handle mounted control centre for both suction and pump operation.

The polyform container is super strong and incorporates the continuous submersible pumping facility with its own Hi/Lo float operation.

Accessories supplied are to full 38mm (1 1/2") standard with long hoses, stainless steel tubes, Structofoam nozzle and a standard 10m (33') discharge hose to get all that water away!

Motor	Power	Airflow	Suction	Wet	Pump	Range	Weight	Size
2400W	230V AC 50/60Hz	80 L/sec	2500mm	70L	AP=500W	26.8m	32.4Kg	640 x 530 x 970mm

Also available 115V/120V specification.



CT370-2

There really is nothing quite so useful as a small, compact Cleantec machine that provides the combination of a powered liquid supply and efficient wet pick-up facility... all incorporated in one unit.

Mainly used in the cleaning of carpets and upholstery these machines can be equally effective on hard floors where there is a need for localized scrubbing and wet pick-up operation.



Twinflo'


The power head is to the full Twinflo' specification ensuring excellent performance but, in addition, has incorporated as standard our Powerflo' pump system and quick release fluid connector. The container system is to our unique "tank within a tank" design ensuring as compact a total package as possible.

A range of accessory kits are available to cover all applications.

** Also available CTT370-2 with transparent container*

Motor	Power	Airflow	Suction	Dry	Wet	Ext	Range	Weight	Size
1200W	230V AC 50/60Hz	40 L/sec	2500mm	15L	9L	6L	26.8m	8.8Kg	355 x 355 x 510mm

Our exclusive, easily applied happy face is supplied with each machine, one look tells you it really does make all the difference. Also available 115V/120V specification.



CT470-2

The CT-470 is the bigger brother to the 370 with double its capacity for those that need more operational time between filling and emptying to cover larger areas.



Twinflo'

The power head incorporates the high performance Twinflo' bypass motor and Powerflo' pump system ensuring efficient discharge and liquid collection.

The container system is our unique "tank within a tank" design providing for clean and dirty water within one compact size.

The full accessory kit provides for both carpet and upholstery cleaning with optional additional accessories for hard floor, wet or dry pick-up facilities.

*** Also available CTT470-2 with transparent container**

Motor	Power	Airflow	Suction	Dry	Wet	Ext	Range	Weight	Size
1200W	230V AC 50/60Hz	40 L/sec	2500mm	27L	20L	11L	26.8m	12.0Kg	358 x 450 x 710mm

Also available 115V/120V specification.



A41A



CT570-2 CTD570-2

The 570 series has become the most popular contractors' extraction cleaner by choice... and this is not by chance, but by design.

The full Structofoam construction is designed to take the bangs



Twinflo'

and bruises that any machine will suffer in true commercial use because that's what you need - a machine that's construction is beyond reproach and will give you years of reliable service.

The Structofoam 570 is available in both one and two-motored models built to the full Twinflo' specification and incorporating our Powerflo' pump and quick connect liquid system.

The containers are also full Structofoam incorporating our unique "tank within a tank" system to maintain a compact and usable size.

The full accessory kit provides for both carpet and upholstery cleaning with optional additional accessories for hard floor, wet or dry pick-up facilities.

Model	Motor	Power	Airflow	Suction	Dry	Wet	Ext	Range	Weight	Size
CT	1200W	230V	40 L/sec	2500mm	23L	15L	10L	26.8m	16.2Kg	415 x 415
CTD	2400W	AC 50/60Hz	80 L/sec	2500mm	23L	15L	10L	26.8m	18.4Kg	x 645mm

Also available 115V/120V specification.



CT900-2 CTD900-2

When describing the Cleantec 900 we have called it the “truck-type” machine because it is built like a truck yet is as easy to handle as any of the Cleantec range.

The all Structofoam construction leaves little to be desired, being rugged yet light in weight, and with oversized wheels and castors you can move it easily over all surfaces, or up and down stairways. The 900 is our largest machine to incorporate the compact “tank within a tank” design, allowing for use in confined areas.

The 900's come in two models, one-motored or two-motored, both incorporating our Twinflo' bypass motors and integrated Powerflo' pump system. The pump system injects the cleaning solution deep into the carpets in a continuous deep cleaning cycle and these bigger machines will cover an area more than three times that of our smaller machines, without the need for emptying. The unique tipper system incorporated within the chassis design allows for the machine to be emptied in floor drains or WC's where available, and this is especially important in office blocks and high rise apartment blocks.

The full accessory kit provides for both carpet or upholstery cleaning, with optional kits and accessories available for hard floor cleaning and wet and dry pick-up.

Model	Motor	Power	Airflow	Suction	Dry	Wet	Ext	Range	Weight	Size
CT	1200W	230V	40 L/sec	2500mm	40L	32L	17L	26.8m	23.0Kg	800 x 490
CTD	2400W	AC 50/60Hz	80 L/sec	2500mm	40L	32L	17L	26.8m	25.5Kg	x 880mm

Also available 115V/120V specification.

TwinPac 570-2

The system is split into two parts:- the powered 30-litre solution bucket and the 15-litre twin motored extraction bucket. But being two parts they are easy to handle especially where dirty water must be disposed of in a sink or WC... you simply empty the bucket... and for the clean water you simply fill the bucket as required... never easier!



Part 1
30 litres

Part 2
15 litres

A twin 10-metre quick release solution and power cable (the umbilical we call it) joins the two together coupled with our deep clean extraction kit completes this truly versatile package.

Operation is simplicity itself, by virtue of the system being in two parts you position both units in the area to be cleaned, fill the solution tank, it then stays conveniently out of the way, you connect the extraction machine to the solution tank (the umbilical again), attach the kit and you are ready to go. A cleaning range of 26-metres after which you can move the solution unit on its castors and cover another 26-metres. Extraction performance gives you an amazing 90%+ liquid recovery substantially reducing drying time... this really is "Good News"!

During the cleaning cycle the extraction dirty water tank must be emptied once when full but, being so convenient, it takes no time at all. (For a larger extraction machine see information on the TP-930).

Big Machine Performance with Little Machine Convenience.

TPD-570 Accessory Kits



A50



BB50

The TPD-570 System

Part 1	Power	Pressure	Flow	Capacity	Cable	Weight	Size
	230V AC 50/60Hz	58psi/ 4 bar	2L/Min	30L	10.0m	12.5Kg	415 x 415 x 645mm

Part 2	Motor	Power	Airflow	Suction	Capacity	Range	Weight	Dimensions
	2400W	230V AC 50/60Hz	80 L/sec	2500mm	15L	26m	15.8Kg	415 x 415 x 645mm

TwinPac 930-2



Part 2
30 litres

Part 1
30 litres

Part 1

The 30-litre Structofoam solution tank is fitted with a high pressure pump system, is completely self contained and easy to move, easy to fill, easy to empty.

Part 2

The 30-litre twin-motored, high performance, wet pick up machine, also self contained and equally easy to operate in use and easy to empty.

A twin 10-metre quick release solution and power cable (the umbilical we call it) joins the two together coupled with our deep clean extraction kit completes this truly versatile package.

Operation is simplicity itself, by virtue of the system being in two parts you position both units in the area to be cleaned, fill the solution tank, it then stays conveniently out of the way, you connect the extraction machine to the solution tank (the umbilical again), attach the kit and you are ready to go. A cleaning range of 22-meters after which you can move the solution unit and cover another 22-meters. Extraction performance gives you an amazing 90%+ liquid recovery substantially reducing drying time.

Twinpac Carpet Cleaning – You've Never had it so Good!

The TPD-930 System

Part 1	Power	Pressure	Flow	Capacity	Cable	Weight	Size
	230V AC 50/60Hz	58psi/ 4 bar	2L/Min	30L	10.0m	12.5Kg	415 x 415 x 645mm

Part 2	Motor	Power	Airflow	Suction	Capacity	Range	Weight	Dimensions
	2400W	230V AC 50/60Hz	80 L/sec	2500mm	30L	26.8m	22.8Kg	800 x 490 x 880mm


TPD-930 Accessory Kits



A50



BB50



NTD750-2 (Basic Model)

The whole design concept, construction and performance of the NTD-750 is dedicated to producing a standard industrial vacuum cleaner that will provide totally reliable performance in all standard industrial applications. Be it boiler cleaning, floor cleaning, machine maintenance, high level cleaning, metalworking, dirt, dust or debris, it will take it all in its stride as standard.

The exclusive Structofoam power head incorporating two Twinflo[®] bypass motors provides exceptional performance and the Nucable replaceable cable system is standard, allowing quick cable replacement in the event of accidental damage.

Two large, standard filters ensure that what goes in stays in and, in addition, giant additional Microflo[®] dust bags are available.

The standard container is all-steel, finished in Nutex, a specially formulated epoxy resin coating providing extreme durability and long service life. The container is mounted on, but easily removed from, our all-steel heavy-duty chassis equipped with large transit wheels.

The standard accessory kit is to a full 38mm (1½") specification.

Motor	Power	Airflow	Suction	Capacity	Range	Weight	Dimensions
2400W	230V AC 50/60Hz	80 L/sec	2500mm	35L	26.8m	22.8Kgs	510 x 510 x 960mm

Also available 115V/120V specification.

NTD750C-2 (Cyclone fitted)

Many of the NTD applications involve the collection of substantial volumes of various materials with a high content of low or sub micron particulate.

To upgrade operational performance in fine dust environments, an additional Cyclonic Separation Kit can be supplied fitted or retro-fitted to improve the function of the machine in these specialised circumstances.



Motor	Power	Airflow	Suction	Capacity	Range	Weight	Dimensions
2400W	230V AC 50/60Hz	80 L/sec	2500mm	35L	26.8m	25.2Kgs	510 x 510 x 1045mm

NTD750M-2 (Microfilter fitted)

Although the performance standard of the NTD-750 is exceptionally high, there are applications such as the pharmaceutical industry where the dust being collected could constitute a health hazard.

To allow for these applications we have, by the simple addition of our HEPA filtration module, provided up to 99.97% filter efficiency but without detracting from the convenience and ease of use of this machine size.


The Structofoam, Twinflo' two-motored power head, the container and chassis all meet the full 750 specification in every detail and the accessory kit is to our full 38mm (1 1/2") commercial standard.

The golden rule in the case of dusts that could be injurious to health is to be safe and select the NTD-750M series or, in the case of smaller machines, select the MFQ-370 which is to the same high filtration standard.



Motor	Power	Airflow	Suction	Capacity	Range	Weight	Dimensions
2400W	230V AC 50/60Hz	80 L/sec	2500mm	35L	26.8m	24.2Kgs	510 x 510 x 960mm

Also available 115V/120V specification.



NTD2003-2

The combination of Structofoam and stainless steel is a standard very close to our engineering hearts and this is never more obvious than in our classic NTD-2003 Industrial.

Here you have a big capacity machine; a powerful Structofoam, Twinflo' two-motored power head, giant shakeable filter system, stainless steel container and heavy-duty transit chassis. Designed to perform well and give good results - year in year out.

The standard accessory kit is 38mm (1 1/2") but by virtue of the clever multi-purpose cyclonic inlet design accessories from the 51mm (2") and 76mm (3") range can also be selected without machine variations (see Accessory catalogue).

Be it builder's rubble, a chicken house or a textile mill, the NTD-2002 will give you good, reliable service.

Motor	Power	Airflow	Suction	Capacity	Range	Weight	Dimensions
2400W	230V AC 50/60Hz	80 L/sec	2500mm	80L (Cyclonic)	26.8m	30.2Kgs	560 x 660 x 1145mm

Also available 115V/120V specification.



NTT2003-2

As much power and performance as you can fit into a single vacuum cleaner whilst still maintaining practical size and proportions.

The Triplex power head is of all-steel construction incorporating three Twinflo[®] high performance bypass motors and the Nucable replaceable cable system. A two-stage industrial filter system is standard.

The cyclonic container is all stainless steel which, in itself, is mounted on an all-steel tubular, big wheel transit chassis. The container can be easily demounted for emptying.

The hose connector allows for a full range of accessories from 38mm (1 1/2") to 51mm (2") and 76mm (3"). (See Accessory catalogue).

Motor	Power	Airflow	Suction	Capacity	Range	Weight	Dimensions
3600W	230V AC 50/60Hz	110 L/sec	2600mm	80L (Cyclonic)	26.8m	32.5Kgs	560 x 660 x 1075mm

Also available 115V/120V specification.



BB 17/18



HZQ200-2 HZQ250-2 HZQ370-2

HZQ250-2

HZQ200-2

HZQ370-2

The Numatic International range of HZ vacuum cleaners has been specifically designed to meet stringent requirements of industries where it is necessary to vacuum dusts that could constitute a health hazard.

The total design concept has been to provide a series of vacuum cleaners that meet an absolute 99.97% filtration efficiency, coupled with practical engineering features that ensure that they can be easily and efficiently used and maintained on a day to day basis.

The three small machines within the HZ range only vary in the container size and construction. The universal HZ power head is of all-steel construction and incorporates a full Twinflo' motor and the Nucable plugged cable system is standard. The HEPA filter unit is mounted in an all-steel secure module with a separate primary pre-filter filter in the container itself and all machines are designed to operate with Microflo' dust bags to ensure easy, clean and safe emptying.

All machines are supplied with comprehensive accessory kits including initial Microflo' dust bags of the correct size.

Correctly selected and maintained the HZ series will form a valuable part of any system designed to control hazardous and health endangering dusts in the environment but it is important to ensure the correct consideration is given to the appropriate clothing and protection required by the operator in carrying out any specialist operation.

Model	Motor	Power	Airflow	Suction	Cap	Range	Weight	Dimensions
HZQ200	1200W	230V AC 50/60Hz	45 L/sec	2600mm	9L	26.8m	10.1Kgs	355 x 355 x 520mm
HZQ250	1200W		45 L/sec	2600mm	10L	26.8m	10.3Kgs	340 x 340 x 470mm
HZQ370	1200W		45 L/sec	2600mm	15L	26.8m	10.4Kgs	355 x 355 x 570mm

Also available 115V/120V specification.



HZQ750-2 HZDQ750-2

The 750 series of "H" specification machines has been specifically designed to meet the requirements of industries where it is necessary to remove dust that could constitute a health hazard and, as such, the total design concept has been to provide a choice of machines that meet an absolute 99.97% filtration efficiency, complete with practical engineering features that ensure that they can be easily and efficiently used and maintained on a day to day basis.

The power head is of all-steel construction and is available in a choice of one or two-motored construction. Power and performance are to full Twinflo' standards and plugged easily replaceable cable systems are a standard fitment.

The HEPA filter units are securely mounted on their steel module with separate primary pre-filter mounted within the main container and the machines are designed to use our giant Microflo' dust bags to ensure easy, clean and safe emptying.

All machines are supplied with comprehensive accessory kits.

It is important that in applications where HZ machines are used that full consideration is given to the procedure of use, the appropriate clothing and protection that may be required by the operator.

Model	Motor	Power	Airflow	Suction	Cap	Range	Weight	Dimensions
HZQ750	1200W	230V	45 L/sec	2600mm	35L	26.8m	19.8Kgs	510 x 510
HZDQ750	2400W	AC 50/60Hz	90 L/sec	2600mm	35L	26.8m	22.0Kgs	x 960mm

Also available 115V/120V specification.

Numatic United Kingdom

Numatic International Limited,
Chard, Somerset, TA20 2GB,
UNITED KINGDOM
Telephone: 01460 68480
Fax: 01460 68560
Sales- Tel: 01460 68600
Fax: 01460 68458
www.numatic.co.uk

Numatic France

Numatic International S.A.
13/17 rue du Valengelier,
EAE la Tuilerie,
77501 Chelles Cedex,
FRANCE
Tel: 01 64 72 61 61
Fax: 01 64 72 61 62
www.numatic.fr

Numatic Germany

Numatic International GmbH
Fränkische Straße 15-19,
30455 Hannover
DEUTSCHLAND
Tel: 05 11 98 42 16 0
Fax: 05 11 98 42 16 20
www.numatic.de

Numatic Netherlands

BeNeLux Distribution
Numatic International BV
Postbus 101
2400 AC Alphen aan den Rijn
NEDERLAND
Tel: 0172 467 999
Fax: 0172 467 970
www.numatic.nl

Numatic South Africa

Numatic International (Pty.) Ltd.
Tillbury Business Park,
16th Road, Randjes Park,
Midrand,
SOUTH AFRICA
P.O. Box 3867,
Midrand 1685
Tel: 011 314 1875
Fax: 011 314 1816
www.numatic.co.za

